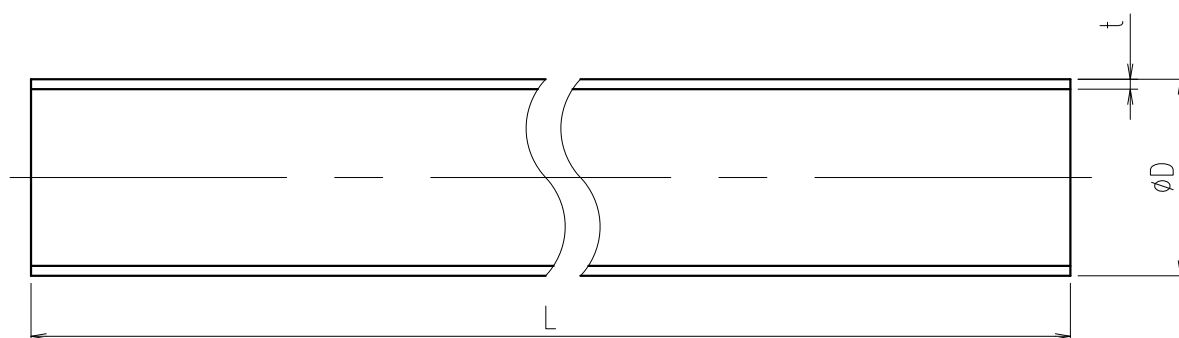


ESLON UVS-VP Pipe

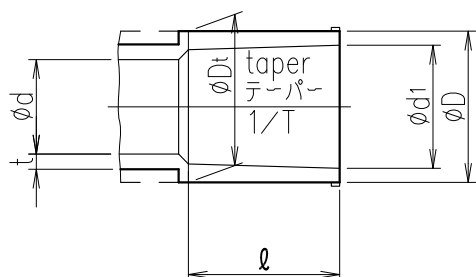


Unit: mm

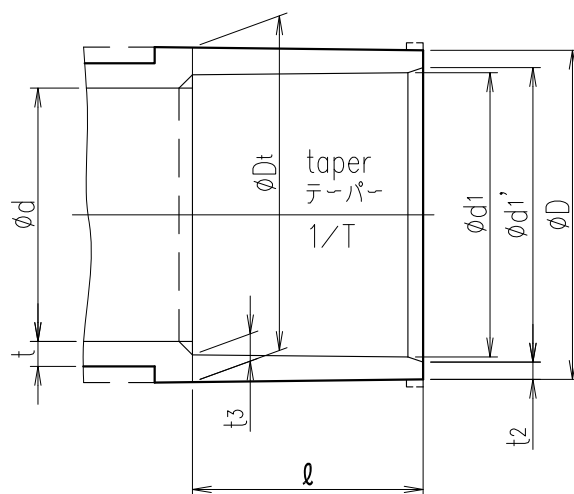
A	D	t	inside diameter	L	Weight (Ref.) (kg/m)
20	26.3	2.7	20	4000±10	0.310
25	32.3	3.1	25		0.448
40	48.2	3.6	40		0.782
50	60.2	4.1	51		1.122
65	76.3	4.1	67		1.445
75	89.3	5.5	77		2.202
100	114.3	6.6	100		3.409
125	140.3	7.0	125		4.464
150	165.3	8.9	146		6.701
200	216.3	10.3	194		10.129

ESLON UVS-VP Pipe		DWG No.
		UVPI401F
SEKISUI CHEMICAL CO.,LTD.	Date	Approved by:
	2015.05.19	

ESLON UVS TS Fittings Socket Dimension



20~50A



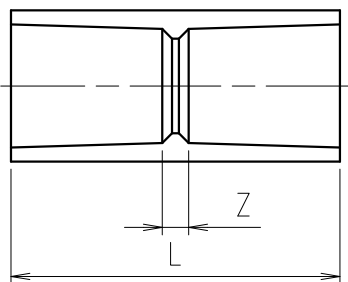
65~200A

Unit: mm

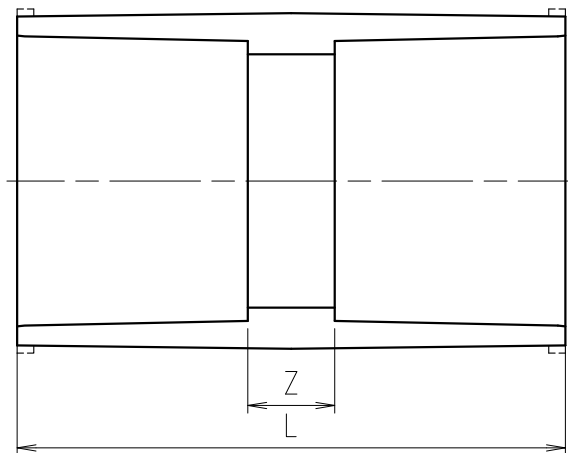
A	d1		1/T	ℓ	d1' (Min.)	d (Min.)	outside diameter			t1	t2	t1, t2 tolerance	t	
	tolerance						D	DT	tolerance				tolerance	
20	26.45	± 0.20	1/34	35.0	-	20	33.0	33.0	-0.8	-	-	-	3.5	-0.3
25	32.55	± 0.25	1/34	40.0	-	25	40.0	40.0	-1.0	-	-	-	4.0	-0.4
40	48.70	± 0.30	1/37	55.0	-	40	57.0	57.0	-1.2	-	-	-	4.5	-0.4
50	60.80	± 0.30	1/37	63.0	-	51	70.0	70.0	-1.5	-	-	-	5.0	-0.5
65	76.60	± 0.30	1/48	61.0	76.90	67	87.0	88.5	-1.5	5.0	6.6	-0.5	6.6	-0.5
75	89.60	± 0.30	1/49	64.0	89.90	77	102.0	104.5	-1.5	6.0	8.0	-0.5	8.0	-0.5
100	114.70	± 0.30	1/56	84.0	115.00	100	130.0	133.5	-1.8	7.5	10.0	-0.6	10.0	-0.6
125	140.85	± 0.35	1/58	104.0	141.20	125	157.0	161.0	-1.8	8.0	11.0	-0.6	11.0	-0.6
150	166.00	± 0.40	1/63	132.0	166.40	146	186.0	190.0	-2.0	10.0	13.0	-0.8	13.0	-0.8
200	217.40	± 0.70	1/50	145.0	-	196	243.0	-	-	-	-	-	13.0	-0

ESLON UVS TS Fittings Socket Dimension		DWG No.
		UVTS202H
SEKISUI CHEMICAL CO.,LTD.	Date	Approved by:
	2015.05.19	

ESLON UVS TS Fittings Socket (S)



20-50A



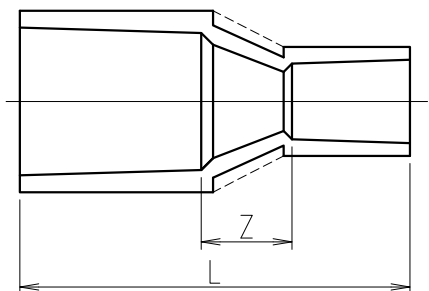
65-200A

Unit: mm

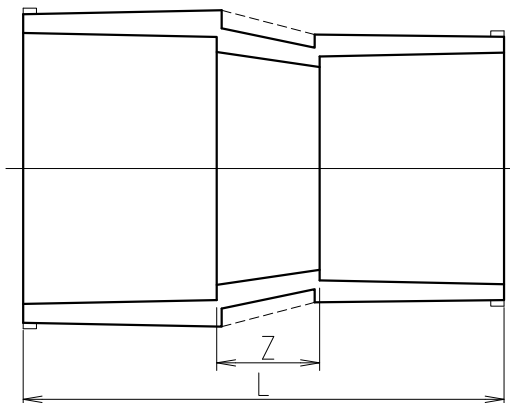
A	L	Z(Ref.)
20	77	7
25	87	7
40	117	7
50	133	7
65	145	23
75	155	27
100	200	32
125	240	24
150	300	36
200	300	10

ESLON UVS TS Fittings Socket (S)		DWG No.
		UVS0202H
SEKISUI CHEMICAL CO.,LTD.	Date	Approved by:
	2015.05.19	

ESLON UVS TS Fittings Reducing Socket (R)



20-50A



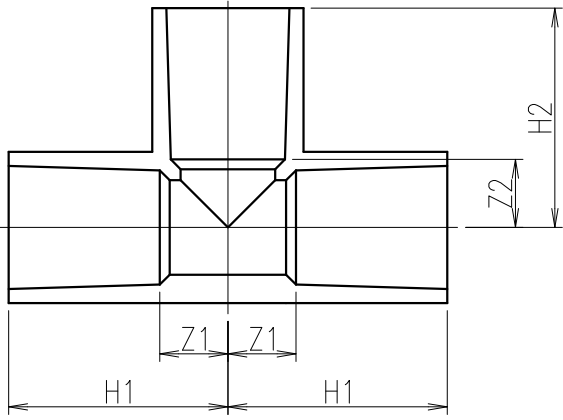
65-200A

Unit: mm

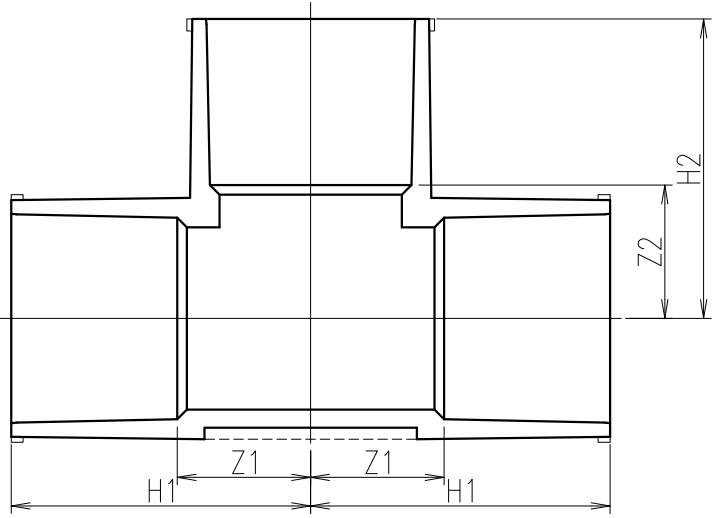
A	L	Z (Ref.)
25x20	84	9
40x20	113	23
40x25	114	19
50x20	116	18
50x25	140	37
50x40	136	18
65x50	149	25
75x50	165	38
75x65	159	34
100x75	190	42
125x100	229	41
150x100	295	79
150x125	272	36
200x150	368	91

ESLON UVS TS Fittings Reducing Socket (R)		DWG No.
		UVRS202H
SEKISUI CHEMICAL CO.,LTD.	Date	Approved by:
	2015.05.19	

ESLON UVS TS Fittings Tee/Reducing Tee (T)



20-50A



65~200A

Unit: mm

A	H1	H2	Z1 (Ref.)	Z2 (Ref.)
20	50	50	15	15
25x20	55	53	15	18
25	58	58	18	18
40x20	70	62	17	27
40x25	73	67	18	27
40	82	82	27	27
50x20	78	68	15	33
50x25	81	73	18	33
50x40	90	88	27	33
50	96	96	34	34
65x50	101	104	40	41
65	110	110	49	49
75x25	93	88	29	48
75x40	100	102	36	47
75x50	105	110	41	47

A	H1	H2	Z1 (Ref.)	Z2 (Ref.)
75x65	113	117	49	56
75	120	120	56	56
100x50	125	122	41	59
100x75	140	132	56	68
100	152	152	68	68
125x100	173	167	69	83
125	187	187	83	83
150x75	195	158	63	94
150x100	208	182	76	98
150x125	217	201	85	97
150	230	230	98	98
200x75	201	180	56	116
200x100	218	200	73	116
200x150	245	257	100	125
200	267	267	122	122

ESLON UVS TS Fittings Tee/Reducing Tee (T)

DWG No.

UVTT202H

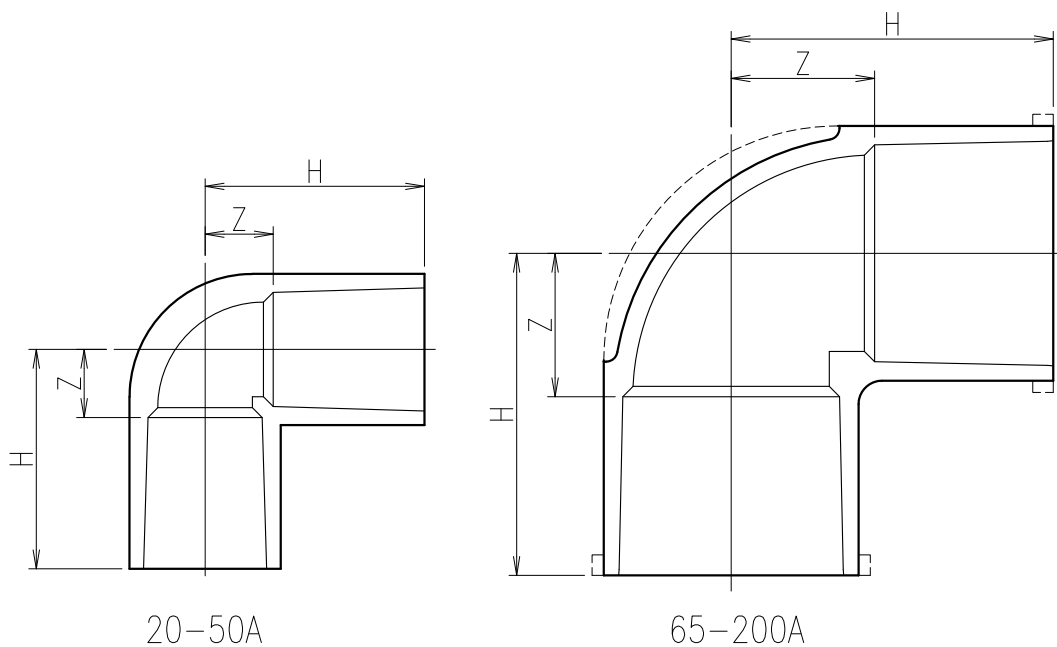
SEKISUI CHEMICAL CO.,LTD.

Date

2015.05.19

Approved by:

ESLON UVS TS Fittings Elbow (L)

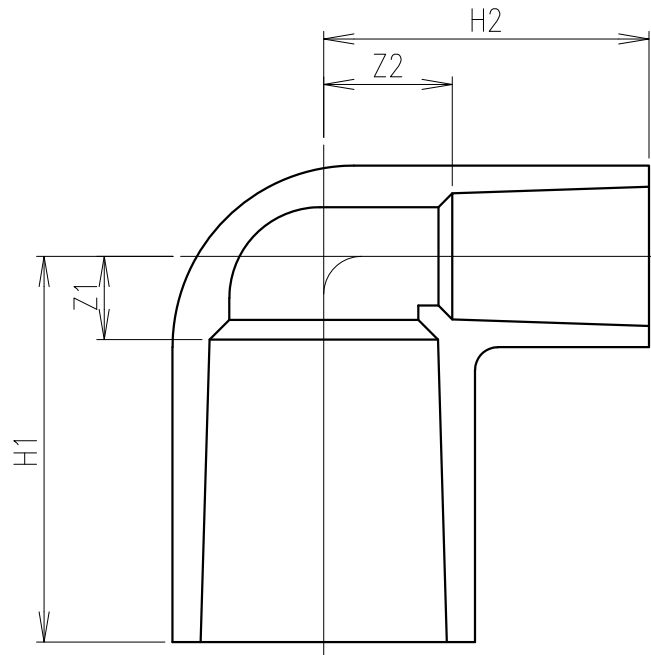


Unit: mm

A	H	Z (Ref.)
20	50.0	15.0
25	58.0	18.0
40	82.0	27.0
50	96.0	33.0
65	110.0	49.0
75	120.0	56.0
100	155.0	71.0
125	187.0	83.0
150	230.0	98.0
200	261.5	116.5

ESLON UVS TS Fittings Elbow (L)		DWG No.
		UV9L202H
SEKISUI CHEMICAL CO.,LTD.	Date	Approved by:
	2015.05.19	

ESLON UVS TS Fittings
Reducing Elbow

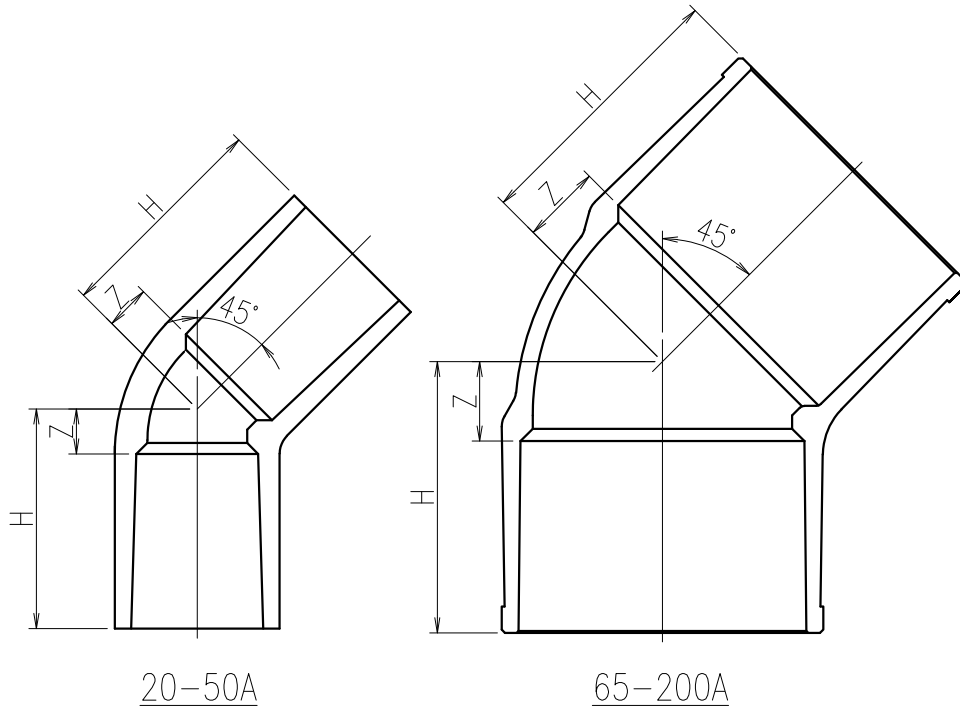


Unit: mm

A	H1	Z1 (Ref.)	H2	Z2 (Ref.)
25x20	55	15	53	18

ESLON UVS TS Fittings Reducing Elbow		DWG No.
		UVRL2520
SEKISUI CHEMICAL CO.,LTD.	Date	Approved by:
	2018.01.18	

ESLON UVS TS Fittings 45°Elbow

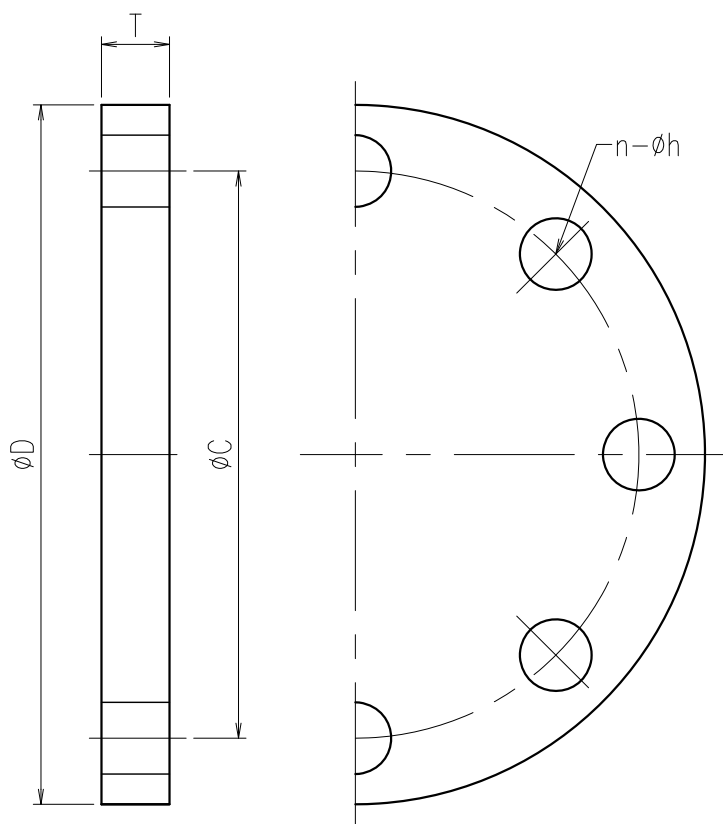


Unit: mm

A	H	Z (Ref.)
20	44	9
25	51	11
40	69	14
50	81	18
65	94	33
75	98	34
100	123	39
125	149	44
150	184	51
200	205	60

ESLON UVS TS Fittings 45°Elbow		DWG No.
		UV4L202H
SEKISUI CHEMICAL CO.,LTD.	Date	Approved by:
	2015.05.19	

ESLON UVS TS Fittings SB Flange

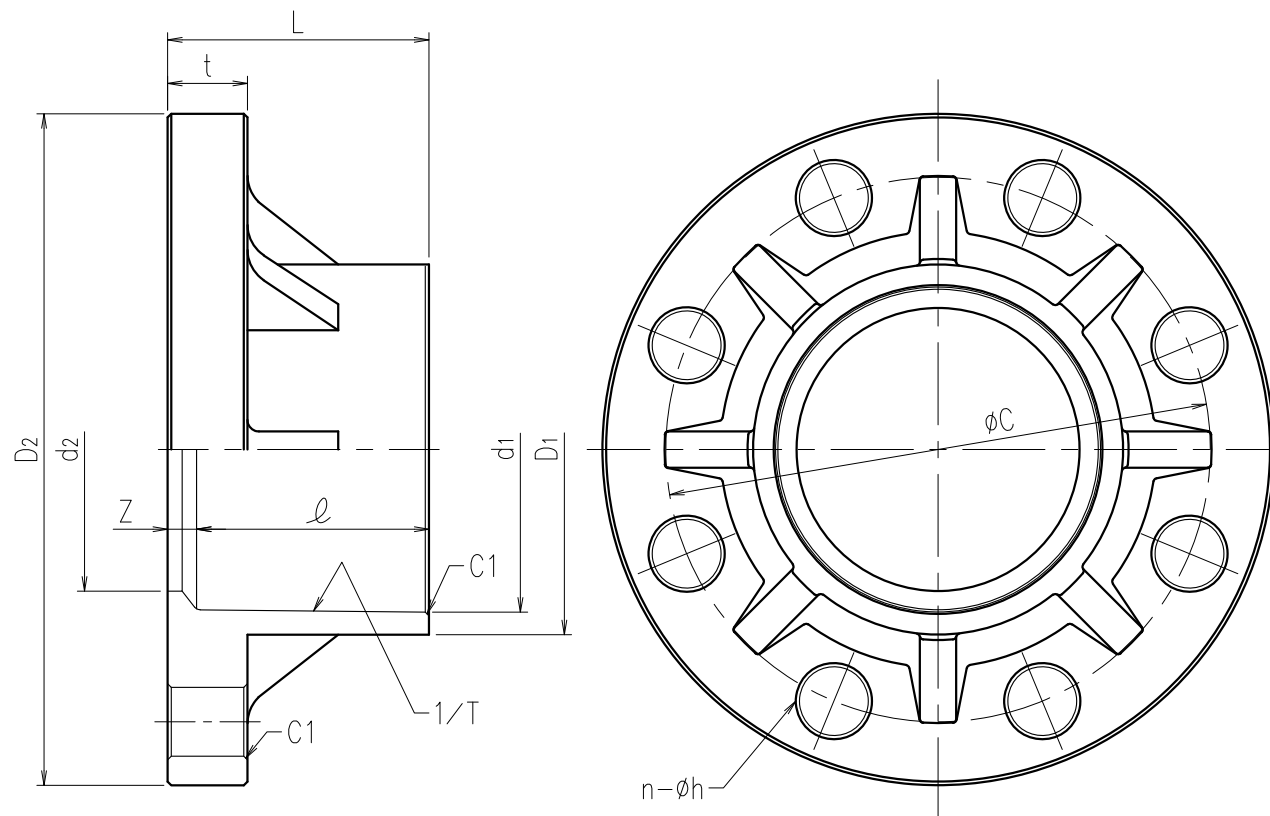


Unit:mm

A (B)	ϕD	T	ϕC	n- ϕh	Bolt	
					M	length
20 (3/4)	100	14	75	4-15	M12	50
25 (1)	125	14	90	4-19	M16	55
40 (1. 1/2)	140	16	105	4-19	M16	60
50 (2)	155	16	120	4-19	M16	70
65 (2. 1/2)	175	18	140	4-19	M16	75
80 (3)	185	18	150	8-19	M16	75
100 (4)	210	18	175	8-19	M16	80
125 (5)	250	20	210	8-23	M20	80
150 (6)	280	22	240	8-23	M20	85
200 (8)	330	22	290	12-23	M20	90

Flange dimension is in accordance with the following standard;JIS B 2220

ESLON UVS TS Fittings SB Flange		DWG No.
		UVSB202H
SEKISUI CHEMICAL CO.,LTD.	Date	Approved by:
	2017.02.17	



Dimension Table

Unit: mm

Size	A (B)	TS Socket				L	Z	Flange					Bolt	
		d1	1/T	l	D1			C	D2	d2	t	n-φh	M	Length
□ 20 (3/4)		26.5	1/34	35	35	40	5	75	100	21	14	4-15	M12	50
□ 25 (1)		32.6	1/34	40	42	45	5	90	125	25	14	4-19	M16	55
□ 40 (1-1/2)		48.7	1/37	55	61	61	6	105	140	41	16	4-19	M16	60
□ 50 (2)		60.8	1/37	63	73	70	7	120	155	52	20	4-19	M16	70
□ 65 (2-1/2)		76.6	1/48	61	88	70	9	140	175	67	22	4-19	M16	75
□ 80 (3)		89.6	1/49	64	102	72	8	150	185	78	22	8-19	M16	75
□ 100 (4)		114.7	1/56	84	132	90	6	175	210	100	22	8-19	M16	75
□ 125 (5)		140.9	1/58	104	158	114	10	210	250	125	24	8-23	M20	80
□ 150 (6)		166.0	1/63	132	186	142	10	240	280	146	26	8-23	M20	85
□ 200 (8)		217.5	1/50	155	238	166	11	290	330	196	28	12-23	M20	90

1. The dimensions of TS Ends are in conformity with JIS K6743
2. Flange dimensions are according to JIS B 2220:2004.

Client name		Date
		Approved by:
ESLON UVS TS Fittings		
TS Flange JIS10K 20-200A		
Drawing No. UVTF202H		
SEKISUI SEKISUI CHEMICAL CO.,LTD.		