


ESLON™ SUS INSERT FITTING

- Excellent corrosion and chemical resistance with SUS303 threaded insert.



SUS INSERT FITTING SPECIFICATIONS

Insert Faucet Elbow

Unit:mm




Size	φ D	φ D1	φ D2	H	H1	Weight (kg/pc)	Item No.	
							PVC	HT
13×Rp3/8	27.5	34	35	33	29	0.087	SWL133	SWLT133
13×Rp1/2	27.5	34	35	33	29	0.087	SWL134	SWLT134
16×Rp3/8	31	34	35	38	32	0.095	SWL163	SWLT163
16×Rp1/2	31	34	35	38	32	0.095	SWL164	SWLT164
20×Rp1/2	36	42	44	51	36	0.126	SWL20	SWLT20
25×Rp1	42	52	54	64	40	0.155	SWL25	SWLT25

•Thread : R conforming to JIS B 0203

Faucet Coupling

Unit:mm

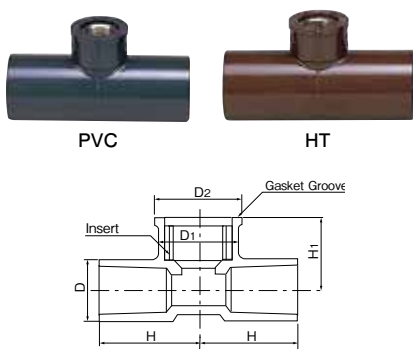


Size	φ D	φ D1	φ D2	L	Weight (kg/pc)	Item No.	
						PVC	HT
13×Rp3/8	27.5	34	35	46	0.080	SWS133	SWST133
13×Rp1/2	27.5	34	35	46	0.080	SWS134	SWST134
16×Rp3/8	31	34	35	52	0.083	SWS163	SWST163
16×Rp1/2	31	34	35	52	0.083	SWS164	SWST164
20×Rp1/2	36	42	44	63	0.111	SWS20	SWST20
20×Rp3/4	36	42	44	63	0.111	SWS206	SWST206
25×Rp1	42	52	54	72	0.134	SWS25	SWST25

•Thread : R conforming to JIS B 0203

Insert Faucet Tee

Unit:mm

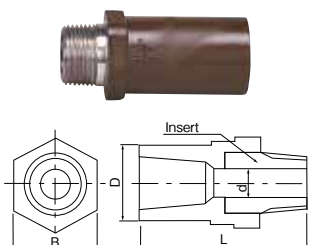


Size	φ D	φ D1	φ D2	H	H1	Weight (kg/pc)	Item No.	
							PVC	HT
13×Rp3/8	27.5	34	35	34	29	0.098	SWT133	SWTT133
13×Rp1/2	27.5	34	35	36	32	0.098	SWT134	SWTT134
16×Rp3/8	29	33	34	43	32	0.099	SWT163	SWTT163
16×Rp1/2	29	33	34	43	32	0.099	SWT164	SWTT164
20×Rp3/8	33	33	34	48	34	0.116	SWT203	SWTT203
20×Rp1/2	33	33	34	48	34	0.116	SWT204	SWTT204
25×Rp3/8	40	33	34	53	38	0.135	SWT253	SWTT253
25×Rp1	40	33	34	53	38	0.135	SWT254	SWTT254

•Thread : R conforming to JIS B 0203

Insert Male Adapter

Unit:mm



Size	φ D	φ d	L	B	Weight (kg/pc)	Item No.
						HT
13×R1/2	28	13	64	34	0.081	SWVS13
16×R1/2	31	13	70	34	0.091	SWVS16
20×R3/4	36	18	86	40	0.144	SWVS20
25×R1	42	28	100	45	0.127	SWVS25
30×R1•1/4	48	31	109	62	0.186	SWVS30
40×R1•1/2	58	37	114	68	0.222	SWVS40
50×R2	70	48	132	84	0.350	SWVS50

•Thread : R conforming to JIS B 0203